

7th Annual GOLD CUP Tournament Bloomfield, New Jersey May 25-26, 2002

		Overall	FITA	OR
Men's Recurve	1	McKittrick, Jason	McGlyn, Joseph	McKittrick, Jason
	2	McGlyn, Joseph	McKittrick, Jason	Johnson, Richard
	3	Johnson, Richard	Wunderle, Victor	McGlyn, Joseph
Women's Recurve	1	Kim, Hyo Jung	Scavotto, Karen	Kim, Hyo Jung
	2	Scavotto, Karen	Chudy, Dawn	DeVoll, Judy
	3	Chudy, Dawn	Reimann, Roxanne	Peterson, Jessica
Men's Compound	1	Cousins, Dave	Cousins, Dave	Cousins, Dave
	2	Penaz, Mark	Penaz, Mark	Penaz, Mark
	3	West, Ron	West, Ron	Gellenthien, Braden
Women's Compound	1	Dawson, Amber	Dawson, Amber	VanNatta, Jamie
	2	VanNatta, Jamie	VanNatta, Jamie	Dawson, Amber
	3	Bisco, Christie	Bisco, Christie	Bisco, Christie

Sponsored by:	Bloomfield Archers Fairfax Target Archers
Tournament Directors:	Gerald Taylor Eileen Pylypchuk
Director of Shooting:	Wayne Caviness
Chairman of Judges:	Ray Burns
Field Judges:	Mary LeCompte Jeff Glasberg Lenny Schwade

Gentlemen Recurve

Name	90M	70M	50M	30M	X's	10's	Hits	FITA Score	FITA Place	1/32	1/16	1/8	1/4	1/2	Final	OR Place	Total points	Place
McKittrick, Jason	304	325	328	346	22	59	144	1303	2	170	168	168	115	111	112	1	3	1
McGlyn, Joseph	298	326	333	354	15	56	144	1311	1	169	173	165	111	111	112	3	4	2
Johnson, Richard	300	320	328	351	21	51	144	1289	5	171	161	164	112	112	109	2	7	3
Holland, Ted	291	317	318	344	16	46	144	1270	6	153	164	154	112	109	101	4	10	4
Wunderle, Victor	294	329	328	349	19	55	144	1300	3	168	165	163	107			7	10	5
Spray, Brandon	281	311	324	348	15	45	144	1264	8	163	168	165	109			6	14	6
Barrs, Jay	297	325	325	348	24	58	144	1295	4	168	167	153				14	18	7
Pylypchuk, Jerry	289	308	304	341	14	41	144	1242	13	161	161	159	110			5	18	8
Burkett, John	284	315	317	340	10	37	142	1256	9	162	161	156				11	20	9
Funston, Brian	292	308	314	334	11	39	144	1248	12	162	158	157				10	22	10
Gerig, Guy	287	310	318	337	10	32	144	1252	10	165	150	155				12	22	11
Meyers, Glenn	266	319	309	341	13	37	144	1235	14	163	164	160				9	23	12
Shull, Chris	280	296	323	347	24	54	144	1266	7	166	163					17	24	13
Roe, Alan	275	310	309	334	8	30	144	1228	16	150	149	149				15	31	14
Stonebraker, Rick	265	313	308	338	6	35	144	1224	18	152	157	154				13	31	15
Holmes, Staten	295	306	313	335	17	37	144	1249	11	157	151					22	33	16
Benner, Tyler	263	300	302	336	5	34	141	1201	26	161	170	164	99			8	34	17
Duenas, Crispin	261	308	305	335	11	36	144	1209	22	151	153	147				16	38	18
Hojnacki, Michael	273	311	309	335	9	32	144	1228	15	154	144					28	43	19
Krueger, Guy	245	304	305	348	15	38	143	1202	25	163	160					18	43	20
Pritchett, Douglas	290	307	304	326	9	26	143	1227	17	159	145					27	44	21
Caviness, Luke	265	296	307	334	13	36	144	1202	24	148	146					25	49	22
Gustaveson, Douglas	269	311	299	335	17	36	143	1214	21	152	144					28	49	23
Clark, Evan	251	299	303	336	13	32	143	1189	29	151	151					22	51	24
Guggisberg, Adam	263	303	288	324	10	14	144	1178	33	149	152					19	52	25
Mistry, Sagar	252	308	297	336	14	33	144	1193	27	152	146					25	52	26
Downey, Ken	263	289	289	336	15	36	143	1177	34	149	152					19	53	27
Cockrell, Richard	255	305	301	341	11	37	144	1202	23	156	143					31	54	28
Wartownik, Tomas	257	305	292	332	7	37	144	1186	30	149	144					28	58	29
Sanger, Bill	269	280	265	326	5	17	144	1140	46	Bye	152					19	65	30
Quayle, Michael	247	292	287	334	11	24	143	1160	37	141	141					32	69	31
Staebell, Justin	231	283	300	328	8	21	143	1142	45	145	147					24	69	32
Tekmitchov, George	279	302	296	337	13	35	144	1214	20	142						50	70	33
Metivier, Patrick	250	295	299	318	5	20	144	1162	36	149						35	71	34
Lasher, Steve	229	299	297	333	9	28	143	1158	39	151						34	73	35
Roberts, Mark	268	300	280	331	10	29	144	1179	32	144						43	75	36
Morell, Peter	241	304	287	328	12	26	142	1160	38	148						38	76	37
Jarret II, Thomas	257	297	304	327	11	31	144	1185	31	143						46	77	38
Mulcahy, Robert	254	301	286	327	8	27	144	1168	35	144						43	78	39
Hilger, Stephen	244	294	279	330	4	20	144	1148	43	147						39	82	40
Alexander, Jonathan	251	281	293	308	5	13	143	1133	48	149						35	83	41
Harden II, Ted	240	275	293	324	7	18	141	1132	49	149						35	84	42
Denton, Douglas	209	287	302	321	6	23	143	1119	52	154						33	85	43
Nielsen, Steve	249	282	298	326	4	24	144	1155	40	143						46	86	44

2002 Gold Cup

May 25-26, 2002

Robinson, Steve	234	284	302	334	9	23	144	1154	41	143						46	87	45
Rowland, Bryan	271	280	304	337	14	36	143	1192	28	134						60	88	46
DeConnick, Leo	243	277	288	316	8	22	144	1124	51	144						43	94	47
Kitchell, Art	248	294	279	323	7	23	143	1144	44	142						50	94	48
Fiala, Brad	223	300	295	335	11	22	144	1153	42	140						54	96	49
Silvia, David	218	279	272	321	2	21	143	1090	56	145						40	96	50
Mellott, Ken	237	251	280	319	10	25	142	1087	57	145						40	97	51
Glenn, Thomas	233	276	305	321	7	25	143	1135	47	141						52	99	52
Benner, Brad	241	272	269	318	6	19	143	1100	54	143						46	100	53
Kim, James	223	255	277	311	6	15	143	1066	62	145						40	102	54
Sonzogni, Mark	243	283	275	305	5	17	143	1106	53	139						55	108	55
Skinner, Larry	255	281	273	320	4	15	143	1129	50	136						59	109	56
Kennedy, John	230	271	261	321	6	19	141	1083	60	141						52	112	57
Brown, Larry	245	258	271	316	4	17	144	1090	55	137						58	113	58
Miller, Josh	226	276	263	321	7	18	140	1086	58	134						60	118	59
Turner, Randel (Peewee)	200	296	263	304	6	13	143	1063	63	138						56	119	60
Pylypchuk, Steven	208	255	271	311	5	15	142	1045	64	138						56	120	61
Ontell, David	237	277	261	310	6	20	143	1085	59	132						63	122	62
Winchester, John	218	282	275	307	3	19	144	1082	61	133						62	123	63
Collins, Michael	261	295	322	339	11	38	144	1217	19	NS								64
Kozlovski, Dmitri	202	256	279	307	3	15	140	1044	65									65
Schnell, Barry	219	275	247	296	4	11	142	1037	66									66
Colatrella, Nicholas	198	263	264	307	7	17	140	1032	67									67
Wentzel, Damian	231	246	260	292	2	15	141	1029	68									68
Guillermé, Alain	216	244	250	303	2	10	143	1013	69									69
Silvia, Corey	199	251	245	316	6	15	143	1011	70									70
Jones, Chris P	234	221	240	280	3	11	138	975	71									71
Thurman, Mark	178	252	243	297	2	13	136	970	72									72
Petro, John	184	240	243	296	1	16	142	963	73									73
Devich, Tom	165	263	232	285	2	4	137	945	74									74
Gustaveson, Darren	178	258	221	284	2	8	137	941	75									75
Wentzel, Bill	170	220	234	309	4	12	139	933	76									77
Michael, Larry	183	233	225	292	3	14	134	933	77									76
DeBerry, Tom	190	209	237	280	5	5	135	916	78									78
Nicholson, Kirk	178	219	227	291	5	9	137	915	79									79
LeBre, E. G.	185	229	245	248	3	12	136	907	80									80
Kling, Kenneth	157	223	223	283	4	14	135	886	81									81
Jenskey, Al (CAN)	168	206	220	283	1	11	138	877	82									82
DeMarco, Joe	156	189	231	293	0	6	134	869	83									83
Vallee, Mark (CAN)	182	214	214	257	1	8	136	867	84									84
Martin, Tyler	157	231	237	228	3	8	126	853	85									85
Tindall, Walter	87	129	239	270	2	12	120	725	86									86
Spears, Kenneth	136	160	172	241	0	4	126	709	87									87
Collymore, James	did not finish																	
Clark, Michael	no show																	
Dryzga, John	did not shoot																	
Ovando, Marcus	no show																	

RED indicates new Tournament Record







Ladies Recurve


Name	70M	60M	50M	30M	X's	10's	Hits	Score	FITA Place	1/16	1/8	1/4	1/2	Final	OR Place	Total points	Place
Kim, Hyo Jung (KOR)	294	322	316	339	16	42	143	1271	4	156	152	108	107/899	110	1	5	1
Scavotto, Karen	316	334	316	338	13	52	144	1304	1	Bye	154	104			5	6	2
Chudy, Dawn	315	324	305	340	15	45	144	1284	2	145	143	93			8	10	3
Mozhar, Anna	302	321	314	332	6	45	143	1269	6	150	160	100			6	12	4
DeVoll, Judy	296	316	308	329	13	35	144	1249	10	142	161	102	106	100	2	12	5
Kurivishvili, Khatuna (GEO)	303	325	302	320	11	33	144	1250	9	Bye	167	105	107/898	103/8	4	13	6
Reimann, Roxanne	309	325	312	330	12	46	144	1276	3	160	149				12	15	7
Loesch, Kathy	303	320	309	337	17	38	144	1269	5	153	150				11	16	8
Nichols, Jennifer	304	313	308	338	18	38	144	1263	7	150	151				9	16	9
Peterson, Jessica	299	308	284	321	10	27	144	1212	14	158	152	103	102	103/9	3	17	10
Beaudet, Marie-Pier (CAN)	289	321	302	328	13	35	144	1240	11	166	151				9	20	11
Cohen, Lorinda	305	314	295	337	12	34	144	1251	8	150	145				14	22	12
Robey, Tara	293	281	273	328	9	33	142	1175	21	149	155	100			6	27	13
Green, Amy	299	280	278	325	10	32	142	1182	16	146	148				13	29	14
Oliveria, Jill	279	305	294	333	9	28	144	1211	13	152					18	31	15
Shipman, Phyllis	300	313	306	318	8	28	143	1237	12	144					20	32	16
Samp, Lacey	287	297	279	322	8	30	142	1185	18	135	125				16	34	17
Rowe, Ruth	300	307	279	297	5	22	143	1183	20	153	139				15	35	18
Pylypchuk, Stephanie	274	314	283	312	3	16	144	1183	19	151					19	38	19
Kamuf, Ashley	281	297	267	326	4	21	144	1171	22	154					17	39	20
Davis, Fuzzie	296	286	281	333	13	35	143	1196	17	140					23	40	21
LeBrie, Aya	288	296	301	318	2	28	143	1203	15	133					27	42	22
DeRegnaucourt, Marie	268	293	276	310	3	20	143	1147	26	141					22	48	23
White, Stephanie	282	272	276	302	8	27	139	1132	27	142					21	48	24
Holmes, Jennifer	285	293	269	317	9	20	144	1164	23	132					29	52	25
Yohann, Carrine	276	296	273	303	2	18	143	1148	25	133					27	52	26
Adolfs, Jennifer	265	276	264	319	5	25	144	1124	29	140					23	52	27
Chu, Tung-Ying	274	284	271	298	2	12	144	1127	28	139					25	53	38
Hider, Patricia	229	299	271	316	5	18	144	1115	30	134					26	56	29
Raines, Candice	248	276	262	309	8	17	141	1095	31	133					30	61	30
Jordan, Heather	285	305	266	305	5	18	144	1161	24	NS							31
Gerig, Valerie	238	283	255	311	5	22	144	1087	32	NS							32
Nelson, Kristi	239	255	278	311	7	16	142	1083	33								33
Savage, Racheal (CAN)	251	287	218	307	5	17	142	1063	34								34
Clark, Kelly	233	274	255	294	4	12	141	1056	35								35
Robinson, Julie	217	272	275	292	6	17	138	1056	36								36
Rasor, Nicole	257	258	214	302	4	13	142	1031	37								37
Young, Lani	212	269	230	307	4	15	142	1018	38								38
Bogumil, Marleigh	226	256	244	275	4	13	137	1001	39								39
LeCompte, Nikki	262	245	204	287	3	12	139	998	40								40
Rowland, Stephanie	226	256	229	266	5	13	136	977	41								41
Sweeney, Jessica	182	251	233	297	4	11	142	963	42								42
Yaciuk, Carolyn	202	240	201	276	2	7	138	919	43								43
Biedrzycki, Dana	215	234	233	222	1	6	127	904	44								44
Glasberg, Heather	189	182	196	232	5	6	128	799	45								45

Kulper, Kendall	No show													
Mancini, Sara	No show													
Marks, Lauren (CAN)	No show													
Mastroviti, Gina	No show													
Stuchin, Margot	No show													

RED indicates new Tournament Record

ORANGE indicates Tied Tournament Record







Gentlemen Compound

Name	90M	70M	50M	30M	X's	10's	Hits	Score	Place	1/16	1/8	1/4	1/2	Final	Points	Total points	Place
Cousins, Dave	338	346	353	353	46	100	144	1390	1	175	174	117/9x	117	118	1	2	1
Penaz, Mark	333	347	344	354	40	95	144	1378	2	172	174	115	117	115	2	4	2
West, Ron	325	343	344	353	31	85	144	1365	3	Bye	Bye	112	116	113	4	7	3
Gellenthien, Braden	324	340	344	351	34	81	144	1359	5	173	170	115	116	118	3	8	4
Wheatcroft, Adam	325	340	345	354	40	84	144	1364	4	171	174	113			6	10	5
McNail, Jeff	312	338	343	356	32	80	144	1349	8	167	169	117/99			5	13	6
Baskind, Robert	316	341	346	355	28	83	144	1358	6	167	171	110			8	14	7
Bianes, Tony	322	341	335	354	24	76	144	1352	7	174	172	113			7	14	8
Roth, David	313	330	332	352	21	62	144	1327	12	170	165				11	23	9
Thomsen, Kaj	314	323	329	353	26	62	144	1319	13	163	165				12	25	10
Setzler, Chris	312	323	334	344	20	57	144	1313	16	161	168				9	25	11
Rasor, Allen	325	331	338	352	27	69	144	1346	9	168					17	26	12
Greshock, Jedd	301	328	322	353	20	70	144	1314	15	172	163				14	29	13
Parenteau, Benny (CAN)	304	318	345	348	25	56	144	1315	14	169	NS				16	30	14
Varilek, Ken	277	319	323	345	19	51	144	1264	22	168	167				10	32	15
McCutchenson, Darrin	300	334	342	352	37	71	144	1328	11	160					22	33	16
Miller, Cassidy	300	324	321	342	21	56	143	1287	19	166					18	37	17
Spahn, Bill	293	314	306	332	7	29	144	1245	24	169	164				13	37	18
Borneman, Chad	301	329	320	342	23	51	144	1292	18	162					20	38	19
Wilson, John	285	303	319	338	10	40	144	1245	23	Bye	145				15	38	20
Clemons, Jim	289	325	324	340	12	41	143	1278	20	160					22	42	21
Nolan, Korey	299	320	331	345	13	57	144	1295	17	154					26	43	22
Overall, Mark	282	324	323	345	19	49	143	1274	21	158					24	45	23
Sanders, David	275	312	318	337	10	36	144	1242	25	162					20	45	24
Aniskoff Jr, John	260	300	301	342	10	33	143	1203	28	163					19	47	25
Schwade, Stephen	290	299	306	326	12	30	143	1221	27	157					25	52	26
Hainley, David	284	296	309	337	14	37	144	1226	26	140					28	54	27
Bruneau, Richard (CAN)	248	310	311	332	10	35	144	1201	29	155					26	55	28
Gagnon, Rony (CAN)	256	271	311	326	12	34	137	1164	31	155					26	57	29
Lake Jr., Art	272	298	282	308	5	18	143	1160	32	153					27	59	30
Miller, Harry	316	335	337	349	25	66	144	1337	10	NS							31
Hooper, Ray	281	298	298	331	10	25	144	1198	30	NS							32
Hilger, Andy	235	269	281	328	10	19	144	1113	33								33
DeRegnaucourt, Jeff	246	276	256	313	7	24	142	1091	34								34

RED indicates new Tournament Record






Ladies Compound

Name	70M	60M	50M	30M	X's	10's	Hits	FITA Score	FITA Place	1/8	1/4	1/2	Final	OR Place	Total points	Place
Dawson, Amber	333	342	339	352	31	79	144	1366	1	Bye	110	113	110	2	3	1
VanNatta, Jamie	332	338	322	351	29	66	144	1343	3	169	113	115	113	1	4	2
Bisco, Christie	327	336	333	349	26	71	144	1345	2	155	107	111	108	3	5	3
Bakken, Ann	330	340	327	340	17	66	144	1337	4	165	111	106	107	4	8	4
Wunderle, Sally	323	340	324	349	22	65	144	1336	5	162	104			6	11	5
Hamner, Nicole	327	336	323	345	16	60	144	1331	7	165	104			6	13	6
Campanelli, Rima	326	328	325	341	16	52	144	1320	9	157	108			5	14	7
DeBusk, Melanie	318	335	333	339	24	58	144	1325	8	156				10	18	8
Patterson, Diane	319	334	316	344	17	57	144	1313	10	158				9	19	9
McMurray, Gwendolyn	305	319	312	333	15	38	144	1269	11	Bye	101			8	19	10
Kozlovski, Marisol	304	318	297	332	11	34	144	1251	12	151				12	24	11
Musick, Trina	282	323	297	339	10	41	144	1241	13	152				11	24	12
Fasula, Jessica	285	304	318	340	12	35	144	1237	14	150				13	27	13
Marciw, Marianne	287	314	296	316	5	25	144	1213	15	109				14	29	14
Boggs, Jane	318	335	324	345	20	55	144	1332	6	NS						15
Hooper, Janet	270	308	302	330	10	34	144	1210	16	NS						16
Johnson, Carrie	278	270	256	262	4	12	141	1066	17							17

RED indicates new Tournament Record



Gold Cup Tournament Records

	Name	Home town	Score	Year
Gentlemen -Olympic Recurve				
FITA	Johnson, Richard	Woodstock, CT	1322	2001
90MTRS	Johnson, Richard	Woodstock, CT	307	1998
70MTRS	Johnson, Richard	Woodstock, CT	335	1998
50MTRS	Wunderle, Vic	Mason City, IL	343	2001
30MTRS	McGlyn, Joseph	Brooklyn, NY	354	2002
18 Arrow Qual	Barrs, Jay	Salt Lake City, UT	174	1999
12 Arrow Qual	Barrs, Jay	Salt Lake City, UT	118	1999
32 Arrow OR Qual	Marsh, Christopher	Boston, MA	333	2000
72 Arrow OR Qual	Johnson, Richard	Woodstock, CT	655	2000
Ladies – Olympic Recurve				
FITA	Lonig, Kratauna	Flanders, NJ	1311	1998
70MTRS	Karen Scavotto	Enfield, CT	316	2002
60MTRS	Karen Scavotto	Enfield, CT	334	2002
50MTRS	Loesch, Kathie	Houston, TX	323	2001
30MTRS	Lonig, Kratauna	Flanders, NJ	349	1998
18 Arrow Qual	Karen Scavotto	Enfield, CT	168	2000
12 Arrow Qual	Lonig, Kratauna	Flanders, NJ	110	1999
	Karen Scavotto	Enfield, CT	110	2000
	Kim, Hyo Jung	Korea	110	2002
32 Arrow OR Qual	Lonig, Kratauna	Whippany, NJ	319	2000
72 Arrow OR Qual	Lonig, Kratauna	Whippany, NJ	637	2000

Gold Cup Tournament Records

	Name	Home town	Score	Year
Gentlemen - Compound				
FITA	Cousins, Dave	West Jordan, UT	1390	2002
90MTRS	Cousins, Dave	West Jordan, UT	338	2002
70MTRS	Cleland, Matt	Swanton, OH	348	1998
50MTRS	Cousins, Dave	West Jordan, UT	354	2001
30MTRS	Cousins, Dave	West Jordan, UT	359	2001
	Bianes, Tony		359	2001
18 Arrow Qual	Dave Cousins	West Jordan, UT	178	2000
12 Arrow Qual	Dave Cousins	West Jordan, UT	120	1999
	Dave Cousins	West Jordan, UT	120	2000
32 Arrow OR Qual	Dave Cousins	West Jordan, UT	351	2000
72 Arrow OR Qual	Dave Cousins	West Jordan, UT	701	2000
Ladies - Compound				
FITA	Bisco, Christie	Raymond ME	1386	2001
70MTRS	Bisco, Christie	Raymond ME	343	2001
60MTRS	Wunderle, Sally	Mason City, IL	346	1998
50MTRS	Dawson, Amber	PA	339	2002
30MTRS	Bisco, Christie	Raymond, ME	358	2001
18 Arrow Qual	VanNatta, Jamie	OH	169	2002
12 Arrow Qual	VanNatta, Jamie	OH	119	1999
32 Arrow OR Qual	Hopkins, Brenda	West Jordan, UT	330	2000
72 Arrow OR Qual	Hopkins, Brenda	West Jordan, UT	658	2000

Past GOLD CUP Champions

Year	Seeding Round		Olympic Rounds		Overall Champion	
Gentlemen Recurve						
1996	Johnson, Richard	CT	Johnson, Richard	CT	Johnson, Richard	CT
1997	Johnson, Richard	CT	Johnson, Richard	CT	Johnson, Richard	CT
1998	Johnson, Richard	CT	White, Rod	PA	Johnson, Richard	CT
1999	Barrs, Jay	UT	White, Rod	PA	Barrs, Jay	UT
2000	Johnson, Richard	CT	Johnson, Richard	CT	Johnson, Richard	CT
2001	Johnson, Richard	CT	Johnson, Richard	CT	Johnson, Richard	CT
2002	McGlyn, Joseph	NY	McKittrick, Jason	IN	McKittrick, Jason	IN
Ladies Recurve						
1996	Lonig, Kratauna	NJ	Rowe, Ruth	VA	Rowe, Ruth	VA
1997	Lonig, Kratauna	NJ	Rowe, Ruth	VA	Rowe, Ruth	NJ
1998	Lonig, Kratauna	NJ	Rowe, Ruth	VA	Rowe, Ruth	VA
1999	Scavotto, Karen	CT	Scavotto, Karen	CT	Scavotto, Karen	CT
2000	Lonig, Kratauna	NJ	Scavotto, Karen	CT	Scavotto, Karen	CT
2001	Loesch, Kathy	TX	Loesch, Kathy	TX	Loesch, Kathy	TX
2002	Scavotto, Karen	CT	Kim, Hyo Jung	KOR	Kim, Hyo Jung	KOR
Gentlemen Compound						
1996	Howard, Don	NY	Howard, Don	NY	Howard, Don	NY
1997	Howard, Don	NY	West, Ron	DC	Howard, Don	NY
1998	Cleland, Matt	OH	Swanney, Pete	MA	Cleland, Matt	OH
1999	Cousins, Dave	UT	Cousins, Dave	UT	Cousins, Dave	UT
2000	Cousins, Dave	UT	Cousins, Dave	UT	Cousins, Dave	UT
2001	Cousins, Dave	UT	Cleland, Matt	OH	Cousins, Dave	UT
2002	Cousins, Dave	UT	Cousins, Dave	UT	Cousins, Dave	UT
Ladies Compound						
1996	Swanney, Tara	MA	Swanney, Tara	MA	Swanney, Tara	MA
1997	Swanney, Tara	MA	Swanney, Tara	MA	Swanney, Tara	MA
1998	Swanney, Tara	MA	Swanney, Tara	MA	Swanney, Tara	MA
1999	VanNatta, Jamie	OH	VanNatta, Jamie	OH	VanNatta, Jamie	OH
2000	Hopkins, Brenda	UT	Dawson, Amber	PA	Dawson, Amber	PA
2001	Bicso, Christie	ME	Hopkins, Brenda	UT	Bicso, Christie	ME
2002	Dawson, Amber	PA	VanNatta, Jamie		Dawson, Amber	PA