

6th Annual GOLD CUP TOURNAMENT Bloomfield, New Jersey May 19-20, 2001

Results

		Overall	FITA	1 st OR	2 nd OR
Men Recurve	1	McKittrick, Jason	Johnson, Richard	Wunderle, Victor	Wunderle, Victor
	2	Shull, Chris	McKittrick, Jason	McKittrick, Jason	Shull, Chris
	3	Johnson, Richard	Shull, Chris	Shull, Chris	McKittrick, Jason
Women Recurve	1	Lorig, Khatuna	Miller, Stephanie	Lorig, Khatuna	Bogumil, Marleigh
	2	Bogumil, Marleigh	Lorig, Khatuna	Loesch, Kathie	Miller, Stephanie
	3	Miller, Stephanie	Bogumil, Marleigh	Bogumil, Marleigh	Loesch, Kathie
Men Compound	1	Cousins, Dave	Cousins, Dave	Cousins, Dave	Cousins, Dave
	2	Gellenthien, Braden	Gellenthien, Braden	Gellenthien, Braden	Gellenthien, Braden
	3	Guggisberg, Adam	Krienke, Jeff	Krienke, Jeff	West, Ron
Women Compound	1	Labrie, Aya	Labrie, Aya	Labrie, Aya	Dawson, Amber
	2	Dawson, Amber	Dawson, Amber	Dawson, Amber	Labrie, Aya
	3	Bisco, Christie	Bisco, Christie	Bisco, Christie	Bisco, Christie

Sponsored By:	Bloomfield Archers Fairfax Target Archers
Tournament Director:	
Director of Shooting:	Wayne Caviness
Chairman of Judges:	Ray Burns
Field Judges:	Jon Alexander Ray Burns Mary LeCompte Lenny Schwade

**Senior Gentlemen
Recurve**

* Red indicates Gold Cup Record

Senior Gentlemen Olympic Recurve		90	70	50	30	Xs	10s	Hits	Total	FITA Points	1st OR					1st OR Point	Semi-final Points	2nd OR					2nd OR Point	Final points	Final Standing
Johnson	Richard	305	328	337	352	25	60	144	1322	1	139	163	113	109	111	1	2	155	158	111	107	113	3	5	1
Wunderle	Vic	297	328	343	353	26	65	144	1321	2	165	161	109			5	7	155	157	110	113	111	1	8	2
Funston	Brian	259	318	321	345	20	46	144	1243	7	145	159	111	113	107	2	9	151	161	111	109	107	2	11	3
Holland	Ted	295	309	317	340	12	37	144	1261	4	162	164	109	107	101	4	8	163	161	110			5	13	4
Gerig	Guy	281	318	318	341	19	46	144	1258	6	157	157	109	106	106	3	9	149	15	107	102	107	4	13	5
McKittrick	Jason	287	316	326	346	19	50	144	1275	3	165	157				7	10	152	160	110			6	16	6
Eliason	Ed	274	319	317	333	8	41	143	1243	8	155	154	108			6	14	154	160	103			7	21	7
Bennett	Ronnie	263	314	321	337	15	40	144	1235	10	156	157				9	19	-	157	101			8	27	8
Roe	Alan	263	312	315	333	10	35	144	1223	12	158	148	99			8	20	157	156				10	30	9
McGlyn	Joe	285	311	322	343	18	44	143	1261	5	154					18	23	160	158				9	32	11
Pylypchuk	Jerry	277	299	312	343	18	42	143	1231	11	153	156				10	21	162	155				11	32	10
Tekmitchov	George	291	317	294	337	13	37	143	1239	9	155	149				12	21	-	147				13	34	12
Riggs*	Shawn	282	303	291	336	8	27	144	1212	14	157	144				14	28	151	142				15	43	13
DeConnick	Leo	285	299	311	326	12	33	144	1221	13	156	156				11	24	142					22	46	14
Morell	Peter	260	309	304	337		32	144	1210	15	146					22	37	144	138				16	53	15
Glen	Thomas	259	298	297	334	12	30	144	1188	19	151					20	39	142					14	53	16
Nielsen	Steve	263	303	295	339	11	33	144	1200	18	150	147				13	31	141					23	54	17
Mulcahy	Robert	230	290	301	335	5	26	144	1156	26	155					17	43	148	150				12	55	18
Lasher	Steve	266	297	305	339	12	25	144	1207	16	151	143				15	31	137					25	56	19
Gustaveson	Douglas	256	298	291	312	5	21	143	1157	24	152					19	43	151					17	60	20
Sanger	Bill	262	288	268	331	8	23	144	1149	29	154	133				16	45	139					24	69	21
Clark	Evan	241	302	293	334	5	22	144	1170	21	142					25	46	136					26	72	22
Churchill	Dan	227	295	297	338	13	18	144	1157	25	140					27	52	147					20	72	23
Guillerme	Alain	255	289	280	323	7	23	144	1147	30	146					23	53	147					19	72	24

6th Annual GOLD CUP TOURNAMENT

May 19-20, 2001

Metivier	Patrick	252	297	304	331	12	12	144	1132	20	149					21	41	N/S				31	72	25
Skinner	Larry	270	278	282	333	7	26	144	1163	23	141					26	49	134				27	76	26
Denton	Douglas	240	308	328	331	16	35	143	1207	17	125					32	49	133				28	77	27
Caviness	Luke	246	272	284	330	11	32	143	1132	31	134					30	61	148				18	79	28
Schiebel	Alan	238	292	310	325	5	13	144	1145	22	136					29	51	122				30	81	29
Dryzga	John	223	283	294	331	5	25	143	1131	32	139					28	60	145				21	81	30
Jarret	Thomas	256	287	283	325	7	25	142	1151	28	144					24	52	N/S				32	84	31
Jenskey*	Al	267	289	293	302	7	20	143	1151	27	130					31	58	132				29	87	32
Silvia	Corey	240	273	286	331	6	22	142	1130	33					33	66						33	99	33
Cockrell	Richard	211	304	288	325	9	27	143	1128	34					34	68						34	102	34
Wolf	Art	254	262	288	322	6	22	143	1126	35					35	70						35	105	35
Taylor	Gerald	219	275	303	322	7	27	141	1119	36					36	72						36	108	36
Greene	Joseph	210	290	286	326	10	23	143	1112	37					37	74						37	111	37
Duffy	Shawn	235	278	273	323	6	12	144	1109	38					38	76						38	114	3
Lambretch	Brian	253	262	272	310	6	19	142	1067	39					39	78						39	117	39
Benner	Tyler	236	271	274	307	5	20	141	1088	40					40	80						40	120	40
Silvia	David	237	277	253	316	4	15	144	1083	41					41	82						41	123	41
Donatelli	Alex	219	271	290	290	9	20	140	1070	42					42	84						42	126	42
Robinson	Steve	214	244	281	325	4	17	142	1064	43					43	86						43	129	43
Transue	Kenneth	208	263	276	313	3	10	144	1060	44					44	88						44	132	44
Eldridge	Paul	219	258	271	307	2	11	143	1055	45					45	90						45	135	45
Jones	Chris P.	207	262	254	301	3	10	141	1024	46					46	92						46	138	46
Colatrella	Nicholas	217	246	248	292	4	11	143	1003	47					47	94						47	141	47
Bowers	Bill	144	276	262	319	5	19	134	1001	48					48	96						48	144	48
Hagen	Tim	212	265	223	293	7	6	140	993	49					49	98						49	147	49
Gilbert	Christopher	171	247	262	308	5	18	140	988	51					50	101						50	151	50
Sico	T. J.	210	241	243	294	1	16	140	988	50					51	101						51	152	51
Collymore	James	185	244	243	301	3	11	138	973	52					52	104						52	156	52
Kozlofski	Dmitri	160	234	263	309	8	19	134	966	53					53	106						53	159	53
DeMarco	Joe	149	234	258	317	5	9	132	958	54					54	108						54	162	54
Gerig	Ed	177	260	206	306	3	11	136	949	55					55	110						55	165	55
Tindall	Walter	180	214	244	282	2	9	138	920	56					56	112						56	168	56
Jacob	George	138	188	222	270	2	9	135	818	57					57	114						57	171	57

*Canadian

**Senior Ladies
Recurve**

* Red indicates Gold Cup Record

Senior Ladies Olympic Recurve		70	60	50	30	Xs	10s	Hits	Total	FITA Points	1st OR				1st OR Point	Semi-final Points	2nd OR				2nd OR Point	Final points	Final Standing
Loesch	Kathie	310	327	323	342	20	53	144	1302	1	-	167	110	99	1	2	-	96	107	101	1	3	1
Reimann	Roxanne	303	314	298	329	9	30	144	1244	4	155	107	99	99	3	7	148	109	103	96	2	9	2
Scavatto	Karen	303	326	311	349	15	50	143	1289	2	155	111	108	97	2	4	150	101			6	10	3
Rowe	Ruth	300	323	311	342	8	45	144	1276	3	150	107	86	95	4	7	138	103	102	104	3	10	4
Oliveria	Jill	288	305	280	341	11	31	143	1214	6	140	97			5	11	155	103	98	100	4	15	5
Davis	Fuzzie	263	308	305	339	9	32	144	1215	5	145	85			6	11	136	103			5	16	6
Clawson	Leah	283	310	282	323	10	29	144	1198	8	146	98			8	16	140	97			7	23	7
Beaudet*	Marie-Pier	269	287	281	317	6	19	144	1154	10	145	84			7	17	133	85			8	25	8
Tripney*	Linda	290	306	289	337	8	21	144	1212	7	135				10	17	127				11	28	9
Hider	Patricia	272	286	279	308	6	18	144	1145	11	136				9	20	131				9	29	10
Gerig	Valerie	286	307	285	320	10	32	143	1198	9	133				14	23	121				12	35	11
Pylypchuk	Stephanie	268	294	259	307	5	19	144	1128	13	122				14	27	131				10	37	12
Raines	Candice	258	287	262	314	4	19	143	1121	14	110				15	29	121				13	42	13
Savage*	Rachel	231	286	227	307	4	17	142	1051	15	129				12	27	99				15	42	14
Morton	Sally	218	269	237	302	5	4	143	1026	16	126				13	29	120				14	43	15
Biedrzycki	Dana	219	259	241	299	5	9	141	1018	17	-				16	33					16	49	16
Jordan	Heather	285	268	283	295	9	22	143	1131	12	Withdrew				20	32					20	52	17
Sweeney	Jessica	248	261	205	284	3	7	142	997	18					17	35					17	52	18
Young	Lani	195	242	234	298	3	8	142	969	19					18	37					18	55	19
Stamp	Lacey	206	225	190	277	6	12	127	898	20					19	39					19	58	20

*Canadian

Senior Men Compound

* Red indicates Gold Cup Record

Senior Gentlemen Compound		90	70	50	30	Xs	10s	Hits	Total	FITA Points	1st OR				1st OR Point	Semi-final Points	2nd OR				2nd OR Point	Final points	Final Standing
Cousins	Dave	332	342	354	359	53	101	144	1387	1	174	118	119	118	2	3	172	109	115	116	1	4	1
Cleland	Matt	331	343	347	358	37	91	144	1379	2	173	115	113	119	1	3	-	113	112	114	3	6	2
McCutcheon	Darin	306	337	349	358	40	87	144	1350	4	169	113	110	110	4	8	-	111	113	113	2	10	3
Schwartztrauber	Philip	314	338	344	357	44	82	144	1353	3	174	112			5	8	166	109			7	15	4
Bianes	Tony	319	332	334	359	27	73	144	1344	5	170	111			6	11	167	110	110	112	4	15	5
West	Ron	315	342	339	345	38	75	143	1341	6	166	116	111	114	3	9	169	110			6	15	6
Gellenthien	Branden	293	334	342	353	26	73	143	1322	9	168				9	18	167	110			5	23	7
Prowse*	Philip	303	331	336	356	21	62	144	1326	7	166	111			7	14	161				10	24	8
Howard	Don	321	324	341	340	26	71	142	1326	8	170	111			8	16	158				13	29	9
Lasko	Ted	302	323	332	351	22	55	144	1308	12	165				10	22	164	108			8	30	10
Noll	Howard	312	328	322	349	23	55	144	1311	10	164				11	21	157				14	35	11
Davis	Derek	295	320	325	349	23	55	144	1269	15	164				12	27	159				11	38	12
Gagnon	Rony	292	324	326	352	30	63	144	1294	14	158				14	28	159				12	40	13
Greshock	Jedd	286	330	326	343	17	37	144	1289	16	152				15	31	165				9	40	14
Gooding	David	309	336	326	348	23	57	144	1319	13	159				13	26	-				15	41	15
Miller	Harry	301	332	322	355	21	55	144	1310	11	-				16	27	-				16	43	16
Aniskoff, Jr.	John	296	319	321	346	21	31	144	1282	17													17
Sanders	David	284	326	318	346	22	4	144	1274	18													18
Baskind	Robert	265	312	333	355	27	57	144	1265	19													19
Mcilroy*	Brian	271	302	294	324	11	29	143	1191	20													20
Nolan	Korey	244	269	305	331	8	27	142	1149	21													21
Clark	Michael	173	234	252	253	6	6	134	912	22													22

*Canadian


Senior Women Compound

* Red indicates Gold Cup Record


Senior Ladies Compound		70	60	50	30	Xs	10s	Hits	Total	FITA Points	1st OR			1st OR Point	Semi-final Points	2nd OR			2nd OR Point	Final points	Final Standing			
Bicso	Christie	343	342	343	358	37	94	144	1386	1			113	112	108	2	3		112	112	103	2	5	1
Hopkins	Brenda	334	341	337	356	38	84	144	1368	2			110	114	110	1	3		108	110	104	4	7	2
Kamuf	Ashley	322	339	341	356	26	74	144	1358	3			110	111	113	3	6		107	111	106	3	9	3
Van Natta	Jamie	325	345	333	354	27	78	144	1357	4			109	104	112	4	8		113	113	111	1	9	4
Boggs	Jane	306	345	340	356	42	82	144	1347	5			107			7	12		107			6	18	5
Bogumil	Marleigh	316	335	326	345	15	56	144	1322	8			109			5	13		111			5	18	6
Wunderle	Sally	320	335	332	356	33	6	144	1343	6			108			6	12		104			8	20	7
Dawson	Amber	316	331	337	352	2	65	144	1336	7			107			8	15		106			7	22	8
Campanelli	Rima	329	325	320	344	15	56	144	1318	9												9	9	9
Patterson	Diane	319	336	308	343	17	56	144	1306	10												10	10	10
Cleland	Michelle	300	313	310	345	17	55	144	1268	11												11	11	11
Johnson	Carrie	259	298	309	314	8	22	142	1180	12												12	12	12
McMurray	Gwen	280	290	280	322	10	26	144	1172	13												13	13	13
Kozlovski	Marisol	287	294	271	302	6	21	142	1154	14												14	14	14

6th Annual GOLD CUP TOURNAMENT


Mens Recurve - First Elimination Round




6th Annual GOLD CUP TOURNAMENT



Men's Recurve - Second Elimination Round




6th Annual GOLD CUP TOURNAMENT




6th Annual GOLD CUP TOURNAMENT

Women's Recurve - First Elimination Round




6th Annual GOLD CUP TOURNAMENT

Women's Recurve - Second Elimination Round




6th Annual GOLD CUP TOURNAMENT

Men's Compound - First Elimination Round



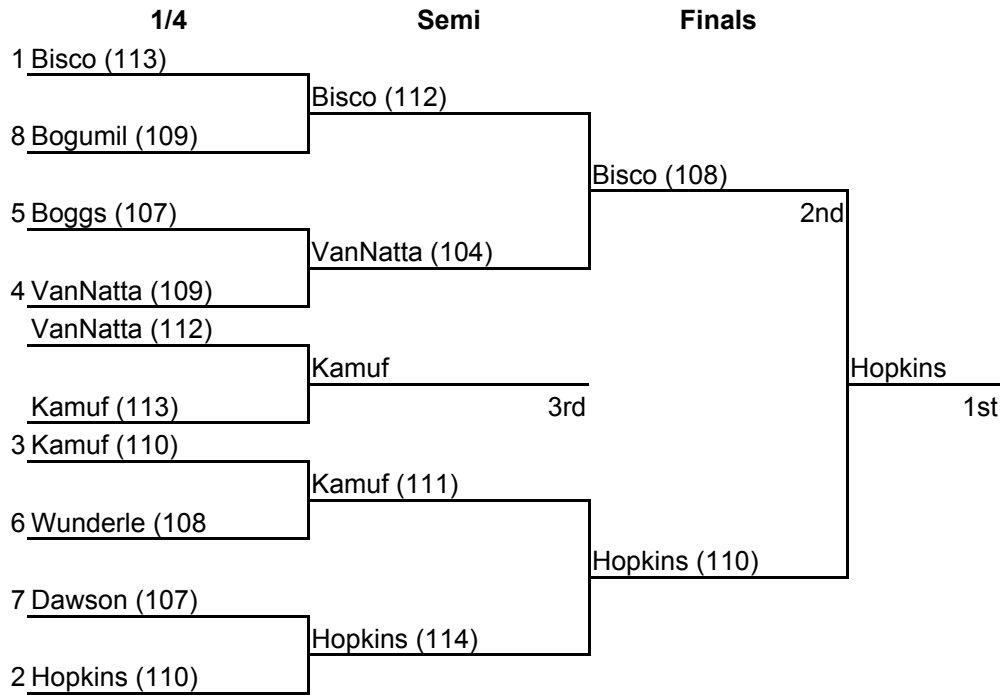
6th Annual GOLD CUP TOURNAMENT

Men's Compound - Second Elimination Round



6th Annual GOLD CUP TOURNAMENT

**Women's Compound –
First Elimination Round**



**Women's Compound
Second Elimination Round**

